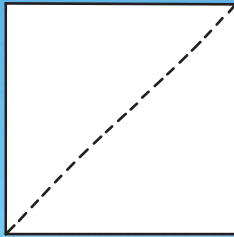


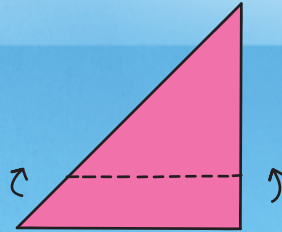
# CAPTAIN FRIZZY'S THE SPEEDIER SNAIL BOAT

CREATE YOUR OWN SPEEDY BOAT IN JUST A FEW STEPS!


Let's start folding!




1 Fold the square diagonally




2 Fold the bottom upwards to create the body of the boat




3 Unfold the last fold




4 Flip the paper over



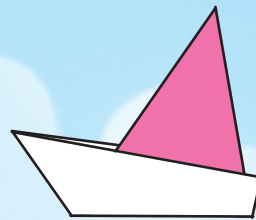
5 Fold it again on the other side



6 Unfold it again



7 Unfold the diagonal fold and invert the other fold at the front of the boat



8 Flatten the fold so that the sail is between the two sides of the ship. Now you're ready to set sail!



## What you'll need:

For this crafting activity all you need is one square piece of paper!

Choose a paper with different colours on each side.

The sail will be the colour you put below.