



Teacher Resource

Torres Strait Islander Flag

Focus Questions

Discuss the BTN story as a class and record the main points of the discussion. Students will then respond to the following:

1. Where are the Torres Strait Islands? Find on a map.
2. How many islands in the Torres Strait are inhabited?
3. When was the Torres Strait Islander flag created? Tell the story of how it was created using your own words.
4. What colours can be found on the Torres Strait Islander flag?
 - a. Green, blue, black, white
 - b. Red, yellow, black
 - c. Blue, white, red
5. What do the colours of the Torres Strait Islander flag represent?

This document contains the names and images of Aboriginal and Torres Strait Islander people now deceased. It also contains links to sites that may use images of Aboriginal and Torres Strait Islander people now deceased.

Activity: Class Discussion

Before watching the BTN Torres Strait Islander Flag story students will discuss in small groups what they already know about the Torres Strait Islander Flag.

Facilitate a class discussion using these discussion starters:

- What does the Torres Strait Islander flag look like? Describe the shapes and colours on the flag.
- What do the different shapes and colours represent?
- List some places where you would see the Torres Strait Islander flag.



EPISODE 15

2 June 2026

KEY LEARNING

Students will identify elements, colours and symbols of the Torres Strait Islander flag and explain the meaning and significance of each element. Students will learn more about Torres Strait Islander people, their language, culture, and traditions.

CURRICULUM

HASS – Year 3

The ways First Nations Australians in different parts of Australia are interconnected with Country/Place.

HASS – Year 3

The importance of Country/Place to Aboriginal and/or Torres Strait Islander Peoples who belong to a local area.

HASS – Year 3 and 4

Pose questions to investigate people, events, places and issues.

HASS – Year 4

The diversity of First Nations Australians, their social organisation and their continuous connection to Country/Place.

HASS – Year 5 and 6

Develop appropriate questions to guide an inquiry about people, events, developments, places, systems and challenges.

HASS – Year 6

Changes in Australia's political system and to Australian citizenship after Federation and throughout the 20th century that impacted First Nations Australians, migrants, women and children.

Activity: Inquiry Research

Discuss the information raised in the BTN Torres Strait Islander Flag story. What questions were raised in the discussion and what are the gaps in students' knowledge? The following KWLH organiser provides students with a framework to explore their knowledge on this topic.

What do I <u>know</u> ?	What do I <u>want</u> to know?	What have I <u>learnt</u> ?	<u>How</u> will I find out?

Students will develop their own question/s to research or choose one of the questions below. Encourage students to collect and record information from a wide variety of sources and present the information they find in an interesting way.

- What is the history of the Torres Strait Islander flag? Who created it and when was it first flown?
- When was the Torres Strait Islander flag first recognised as a national flag? What are the official flags of Australia?
- What do the elements of the Torres Strait Islander flag represent? Explore the symbolism of the shapes and colours.

Activity: Understanding the Torres Strait Islander Flag


Students will identify elements, colours and symbols of the Torres Strait Islander flag and explain the meaning and significance of each element. Start this class activity by asking your students “what do you think flags represent” and “why do communities and nations have flags?”.

Students will use the following questions to guide their research:

- What is the story of the Torres Strait Islander flag?
Describe using your own words.
- Who designed the flag?
- When was the flag designed?

Research and answer these questions:

- The green stripes represent...
- The blue represents...
- The black stripes represent...
- What is the white symbol in the middle of the flag? It represents...
- What does the star symbolise?
- The colour white represents...
- The flag as a whole symbolises...



[Torres Strait Islander Flag](#) (Source: AIATSIS)


Activity: Language, Culture, and Traditions

After watching the BTN Torres Strait Islander Flag story students will learn more about Torres Strait Islander people, their language, culture, and traditions. Students will research and present on one of the following topics.

- **Torres Strait Islander Languages** – What are the traditional languages spoken in the Torres Strait? Learn more about the different dialects. Learn some everyday words for the two languages of the Torres Strait and Torres Strait Creole. [Torres Strait Islander Word Lists](#) (State Library QLD)
- **Seasonal Calendar** – What are some important animals in Torres Strait Islander culture? Learn more about the [Torres Strait Islander seasonal calendar](#) (QCAA), and the plants and animals that are important to Torres Strait Islander people.
- **Geography** – Where are the Torres Strait Islands? How many islands make up the Torres Strait? There are 5 geographically and cultural distinct main island groups. List the islands in each group and highlight on a map.
- **Totems** – In small groups students will explore animal totems which are important to Torres Strait Islanders. Watch this video about the [Importance of Dugongs for Torres Strait Islanders](#) (ABC Education). Why is this totem important to Torres Strait Islanders? How does this totem help you understand Torres Strait Islander people and culture?
- **Important People** – Who are some important Torres Strait Islander leaders, artists, and performers? Choose one to explore and learn about their life and achievements. Write a profile about them. Some important Torres Strait Islander people include Eddie Mabo, Christine Anu and Uncle Bernard Namok Snr.



- **Land Rights** – Watch this BTN [Mabo Day](#) story to learn about the story of Eddie Mabo. Write 2-3 paragraphs about what you learned, using one or more of the following sentence starters.
 - *Five words that I would use to describe Eddie Mabo are...*
 - *This story made me feel...*
 - *It is important to remember Eddie Mabo because...*




- **Deep Time** – Explore the ABC's Deep Time website to learn more about Torres Strait Islander people and culture. Go to the [Place map](#) on the Deep Time website and select one of the stories from the Torres Strait Islands. What does the story tell you about Torres Strait Islanders connection to animals, the land, water or sky?



BTN First Nations collection

Visit BTN's collection of stories which focus on First Nations.

Look for BTN stories with the pencil icon  to find supporting teacher resources all linked to the Australian Curriculum. [BTN – First Nations Collection](#)



Useful Websites

- [Torres Strait Flag Anniversary](#) – BTN Newsbreak
- [Flag Day](#) – BTN
- [Torres Strait](#) – BTN
- [Aboriginal and Torres Strait Islander Flags](#) – Australian Museum
- [Flags](#) – National Museum of Australia
- [Aboriginal Flag History](#) – BTN
- [Aboriginal and Torres Strait Islander flags](#) – Reconciliation Australia
- [The Torres Strait Flag](#) – Torres Strait Regional Authority
- [Torres Strait Islander flag](#) – AIATSIS