

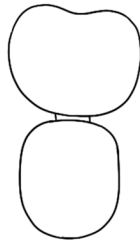
HOW TO DRAW SPYKE!

FOLLOW THE SIMPLE STEPS BELOW


START WITH A JELLYBEAN
FOR HER HEAD




DRAW HER NECK AND AN
OVAL BODY




ADD SOME SAUSAGES FOR
HER ARMS AND LEGS




DRAW SOME LITTLE OVALS
FOR HER FINGERS AND TOES



BLOCK IN HER SNOUT, EYES
AND A BIG SMILE!



DRAW A LARGE OVAL FOR
HER HAIR



DON'T FORGET HER CADET
UNIFORM!



TIME FOR DETAILS:
SPIKES, FACE AND BELLY!

