

## Teacher Resource

# Spiders

### Focus Questions

1. Before watching the BTN, story predict what you think it will be about.
2. Where does spider zookeeper Eamon work?
3. Why did Eamon have to take 50 spiders home?
4. What type of spiders does Eamon have at home? Name one.
5. What is Eamon's favourite spider?
6. How did the trapdoor spider get its name?
7. What is the lifespan of a female trapdoor spider?
8. What does Eamon suggest people do if they're scared of spiders?
9. What was surprising about the *Spider Man* story?
10. Illustrate an aspect of the *Spider Man* story.

### Activity

#### What do you see, think and wonder?

After watching the BTN *Spiders* story, students will respond to the following questions:

- What did you SEE in this video?
- What did you LEARN from this story?
- What was SURPRISING about this story?
- What QUESTIONS do you have about this story?

### Activity

#### What do you know about spiders?

As a class discuss the BTN *Spiders* story. Ask students to record what they know about spiders. Make a list of all the spiders they know. Ask students to record any questions they have. Here are some questions they can use to help guide their research. Students can display the information as a spider fact file.

- What is a spider?
- What makes spiders different from insects?
- What are the parts of a spider?
- What role do spiders play in the ecosystem?
- What do spiders eat?
- How do spiders catch their prey?
- How do spiders taste and hear?
- What do spiders use their silk for?
- Where don't spiders live in the world?
- What are some common myths about spiders?

### Key Learning

Students will learn more about a species of spider, their features and behaviour. They will also explore the important role spiders play in the ecosystem.

### Curriculum

#### Science – Year 4

Living things depend on each other and the environment to survive.

Living things have life cycles.

#### Science – Year 5

Living things have structural features and adaptations that help them to survive in their environment.

#### Science – Year 6

The growth and survival of living things are affected by physical conditions of their environment.

#### Did You Know?

Did you know that arachnology is the study of the group of animals called arachnids? Arachnids include spiders, scorpions, ticks and mites.

## Activity

### Research Project – Spider Profile

Students will choose a species of spider to research and create a profile. Here are some species of spiders they could research:

- Huntsman
- Redback spider
- Tarantula
- Giant water spider
- Black house spider

**COMMON NAME:**

**SCIENTIFIC NAME:**

**APPEARANCE:**

**LIFE SPAN:**

**SIZE:**

**POPULATION:**



**ADAPTATIONS:**

**BEHAVIOUR:**


**INTERESTING FEATURES OR FACTS:**

## Activity

### What spider am I?

Students will make their own *What spider am I?* game to learn more about different types of spiders. To create the game, they will need to do the following:

- Research and write 5 clues to correspond with each spider in the What spider am I? worksheet at the end of this activity, with the first clue being the hardest and the last clue being the easiest.
- Include clues about the spider's special features.
- Students will test their game on a partner.




## Activity

### Learning more about spiders

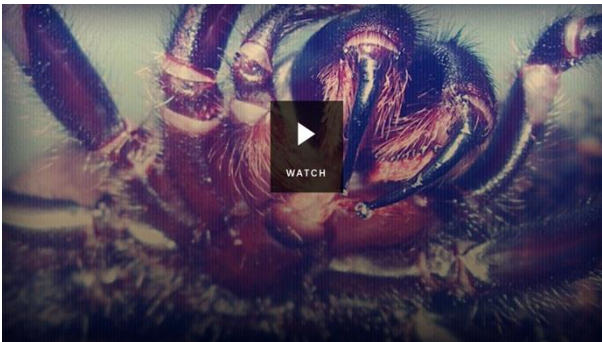
Here are some videos and articles with some fascinating information about spiders.



[Spying on spiders](#)



[Australia's colourful peacock spiders](#)



[BTN Anti Venom](#)



[Redback Spider Heroes](#)



[Curious Kids – Why do spiders need so many eyes?](#)



[Curious Kids – What are spider webs made from?](#)

## Activity

### Quiz

Students will create a quiz about spiders using [Kahoot!](#). Quizzes can be created to recap learning or test personal knowledge. There is also the option to connect with classrooms around the world and play kahoot in real time.



## Useful Websites

Spider Factsheet – Australian Museum

<https://australianmuseum.net.au/learn/animals/spiders/>

Spiders – ABC Education

<https://education.abc.net.au/home#!/search/Spider>

What are spiders? – Queensland Museum

<https://www.qm.qld.gov.au/Find+out+about/Animals+of+Queensland/Spiders/What+are+spiders#.XrIFhggzY2w>

Anti Venom – BTN

<https://www.abc.net.au/btn/classroom/anti-venom/10531870>

## What spider am I?

Choose 5 different spiders or use the five below. Write 5 clues to correspond with each spider. Include clues about the spider's appearance, behaviour, interesting features. Cut up the cards and test a partner to see if they can match the spider to the clues.



What am I?

- 
- 
- 
- 
- 



What am I?

- 
- 
- 
- 
- 



What am I?

- 
- 
- 
- 
- 



What am I?

- 
- 
- 
- 
- 



What am I?

- 
- 
- 
- 
- 

Images: 1. Huntsman 2. Redback 3. Giant water spider 4. Tarantula 5. Black house spider