




# How to draw Ginger!


Just follow the simple steps below

Draw two beans for  
Ginger's body and head




1.

Add six petals around  
the head and connect  
them



2.

Add some rectangles  
to be Ginger's legs and  
a base for  
her tail




3.

Giver her a nice  
bushy tail!



4.

Draw Ginger's three  
horns



5.

Add in her eyes



6.

Now, give her a big smile!  
Don't forget the  
snout!



7.

Add the details!



8.