

Hip Hip Hooray



In this Play School series we celebrate with a big “Hip Hip Hooray” as we have fun at Maurice’s birthday, make party hats, play pass the parcel and welcome young kittens.

“Hip Hip Hooray” expresses joy, excitement and enthusiasm at celebrations, big or small.

Celebrations include traditional holidays, cultural celebrations, bringing a new baby home, New Year, and the most important celebration for young children – birthdays!

Celebrations can also signify change, new beginnings, achievements and introductions to new stages in the child’s life.

Episode 1



PRESENTERS

Justine Clarke and Alex Papps

PIANIST

Peter Dasent

STORY

Kissed By The Moon

Author and Illustrator: Alison Lester
Publisher: Penguin Group

FILM

Birthday Party

(Play School, ABC)

IDEAS FOR LATER

- Make invitations to a child's birthday party and place them in a birthday hat.
- Make a vegetable garden outside using old containers. Kale seeds grow very well in containers.

SONGS

Making A Hat

Composer: Peter Dasent and Sophie Emtage
Publisher: Origin / Control / ABC Music Publishing

Hat On My Head

Composer: Jeff Fatt, Anthony Field, Murray Cook And Greg Page
Publisher: Wiggly Tunes

Moon, Moon

Composer: Lucy Sprague Mitchell
Publisher: Allans Music (Australia)

It's Fun To Make Things

Composer: Scott Aplin and Phil Barton
Publisher: ABC Music Publishing

Teddy Bear, Teddy Bear

Composer: Traditional
Publisher: ABC Music Publishing

If You're Happy And You Know It

Composer: Traditional
Publisher: ABC Music Publishing

It's My Birthday Today

Composer: Peter Dasent and Arthur Baysting
Publisher: Origin / Control



Happy Birthday

Composer: Mildred Hill and Patricia Hill
Publisher: Warner Chapel

Hip Hip Hooray

Composer: Peter Dasent and Sophie Emtage
Publisher: Origin / Control

MAKE AND DO



How to Make a Birthday Party Hat

You will need:

- A medium sized cardboard circle
- Scissors
- Stapler
- Piece of elastic
- Masking tape
- Paint
- Stickers
- Pom, poms

Cut into the centre of the cardboard circle and stop once you reach half way.

Take the two ends of the circle and curl them around until they meet. It should now look like a cone.

Staple the ends together so they stay in place.

Take a piece of elastic and attach inside the hat on both sides using masking tape.

Decorate hat with stickers, drawings, tinsel or paint.

How to Make Wrapping Paper

You will need:

- A piece of brown paper
- Containers to hold paint
- Thick paint
- Cookie cutters, all different shapes and sizes

Place paint into the containers.

Take cookie cutter and place it in the paint then stamp it onto the brown paper.

Repeat until the paper is filled with patterns.

Hang up to dry.

Episode 2



PRESENTERS

Leah Vandenberg and Teo Gebert

PIANIST

Peter Dasent

TOLD STORY

The Froggy Fiesta

(A story told by the Play School team)

FILM

Baby Elephant

(Play School, ABC)

IDEAS FOR LATER

- Visit the zoo to see baby animals. Take photos and make a Hip Hip Hooray zoo book.
- Make toys for kittens and cats tying pieces of ribbons to a long piece of string. You could even add a bell.
- Use old stockings to make a large rag doll.

SONGS

Fa La Nana

Composer: Traditional Italian

Publisher: ABC Music Publishing

Oh When I was A Baby

Composer: Traditional

Publisher: ABC Music Publishing

Warm Kitty

Composer: Traditional

Publisher: ABC Music Publishing

The Elephant Wobbles

Composer: Peter Charlton

Publisher: ABC Music Publishing

Animal Antics

Composer: Peter Dasent and Judith Keyzer

Publisher: Origin / Control

A Jump

Composer: Lucille Wood

Publisher: Chambers Harrap Publishing

Hip Hip Hooray

Composer: Peter Dasent and Sophie

Emtage

Publisher: Origin / Control

The Green Grass Grew All Around

Composer: Traditional

Publisher: ABC Music Publishing

MAKE AND DO



How to Make Hip Hip Hooray Animals

You will need:

- Thick cardboard
- Black marker
- Scissors
- Party blower

Elephant:

Cut out a cardboard elephant shape including two ears and two legs.

Draw on eyes and feet.

Cut out a circle for the elephant's trunk.

Place a party blower in the cut out circle.

Frog:

Draw a frog on a firm piece of cardboard. Make sure you give it two eyes, a mouth and two webbed feet.

Cut out your drawing.

Cut out a small circle in middle of the frog's mouth. This will be where his tongue slides in and out.

Slide a party blower through the mouth as the frog's tongue. Ribbet!



How to Make Sock People

You will need:

- A number of odd socks
- Scrunchies or hair elastics
- Circle stickers for eyes and mouth


Fill recycled socks with old socks.

Take the toe end of the sock and wrap a scrunchie or hair elastic around it to make the head.

Add stickers for the eyes and mouth.

Your sock person is ready for an adventure!

Episode 3



PRESENTERS

Michelle Lim Davidson and Teo Gebert

PIANIST

Peter Dasent

STORY

When Maurice Met Zsa Zsa

(A story told by the Play School team)

FILM

Greek Name Day Celebrations

(Play School, ABC)

IDEAS FOR LATER

- Make a rocket with cardboard boxes. Attach a funnel on top.
- Make tzatziki. Combine 500g of natural yoghurt, 2 cucumbers, 2 garlic cloves, the rind and juice of one lemon and 1 tsp salt.

SONGS

It's Fun To Make Things

Composer: Scott Aplin and Phil Barton

Publisher: ABC Music Publishing

Little By Little

Composer: Peter and Robyn Mapleson

Publisher: Unpublished

Knock Knock Knock

Composer: Colin Buchanan

Publisher: Rondor

Dipidu

Composer: Traditional

Publisher: ABC Music Publishing

Going On A Holiday

Composer: Peter Dasent and Judith Keyzer

Publisher: Control / Origin / ABC Music Publishing

Zorba The Greek

Composer: Mikis Theodorakis

Publisher: EMI

MAKE AND DO



How to Make Greek Salad

You will need:

- Salad Spinner
- Salad bowl
- Lettuce
- Red onion, finely chopped
- Fetta cheese, cubed
- Olives (no pips)
- Tomatoes, cubed

Wash and spin lettuce then add to salad bowl.

Add red onion, fetta cheese, olives and chopped tomatoes.

Mix all together and enjoy!



How to Make Bunting

You will need:

- Paper
- Hole punch
- Tape (sticky or masking)
- Thin ribbon

Cut out pieces of paper into triangles.

Punch two holes at the top of the triangle.

Thread ribbon through the holes.

Keep threading through a number of triangles for a long piece of bunting.

For an easier option you could attach the triangles to the ribbon using tape.

Episode 4



PRESENTERS

Leah Vandenberg and Alex Papps

PIANIST

Peter Dasent

TOLD STORY

A Frog Went Walking

(A story told by the Play School team)

FILM

Bollywood Dance Classes

(Play School, ABC)

IDEAS FOR LATER

- Sing Der Glumph and act like a frog
- Make a frog in a pond by setting blue jelly in a cup and placing a toy frog on the jelly.
- Make a caterpillar using iced cup cakes. Add liquorice as feelers, chocolate drops for eyes and a green lolly snake for its body.

SONGS

The Lizard Song

Composer: Val Donlon

Publisher: ABC Music Publishing

A Frog Went Walking

Composer: Traditional

Publisher: ABC Music Publishing

Five Little Candles

Composer: Dorothy M. Parr

Publisher: ABC Music Publishing

The Mixing Song

Composer: Peter Dasent and Arthur Baysting

Publisher: Origin

Blow Up A Balloon

Composer: Lucille Wood and Roberta McLaughlin

Publisher: Chambers Harrap Publishing

Come To The Party

Composer: George Dewey

Publisher: A & C Black

Hip Hip Hooray

Composer: Peter Dasent and Sophie Emtage

Publisher: Origin / Control

Hawaiian Rainbows

Composer: Hawaiian Folk Song

Publisher: ABC Music Publishing

MAKE AND DO



How to Make Balloon Cakes

You will need:

- 5 cup cakes or muffins
- 5 coloured icing mixtures
- 5 medium sized ribbons
- Scissors

Spread different coloured icing along each cup cake or muffin.

Place a ribbon under each iced cake.

Tie the ribbon together with a simple knot to make a bunch of cake balloons.



How to Make A Frog and Mouse

You will need:

Frog:

- 1 green loafah
- 4 green pegs
- 2 circle shaped stickers
- Pipe cleaner (mouth)

Mouse

- Cardboard cone
- Pink paper
- Scissors
- Glue
- Black marker
- Pipe cleaner (tail)
- Tape
- Paper doily

Frog:

Attach two pegs to the bottom of the loafah. These will be the frog's legs.

Place the stickers on the loafer for the frog's eyes.

Thread a pipe cleaner through the loafah for the frog's mouth.

Mouse:

Cut out paper ears and a paper face then attach it to the cone with glue.

Draw on a face using a coloured marker.

Add a pipe cleaner tail with some tape.

Wrap folded doily around the cone and attach with tape.

Episode 5



PRESENTERS

Justine Clarke and Teo Gebert

PIANIST

Peter Dasent

STORY

The New Jumper (The Huey's)

Author and Illustrator: Oliver Jeffers

Publisher: Harper Collins Books

FILM

Pony Gymkhana

(Play School, ABC)

IDEAS FOR LATER

- Visit a local show to see arena events
- Decorate your favourite toys for a special celebration.
- Look at a child's hair length now and then look at their baby picture. Look at how it has grown and changed.

SONGS

Hair

Composer: Jill Darby

Publisher: Longman Group UK Ltd

The Little Grey Ponies

Composer: Laura Pendleton MacCarteny

Publisher: Allans Music (Australia)

Hip Hip Hooray

Composer: Peter Dasent and Sophie

Emtage

Publisher: Origin / Control

Where Did You Get That Hat?

Composer: James Rolmaz

Publisher: Albert and Sons Music

MAKE AND DO



How to Make Hairy Cone People

You will need:

- Cardboard cones
- Coloured wool
- Small plastic comb
- Patty pan
- Masking tape
- Pipe cleaners
- Bows

Cut wool and fix to head with paste or tape.

Cut some short hair, long hair and a fringe for the cone people.

Add pipe cleaner arms with masking tape.

Add bows to the hair or even a patty pan for a hat.



How to Make An Animal Hat

You will need:

- 2 empty plastic containers
- Elastic
- Coloured markers
- Paper
- Masking tape

Draw and cut out your favourite animal.

Attach your drawing to the front of the container using masking tape.

Attach a piece of elastic to either side of the container using masking tape.

Your animal hat is ready for an outing!