

# BLUEY



# TURTLEBOY

## Hide-and-Seek

Decorate and assemble Turtleboy then take turns with a friend to play hide-and-seek. Player 1 hides Turtleboy. Player 2 tries to find him. Player 1 can help Player 2 by giving some clues. Then swap!

1 Print then add colour to Turtleboy.

2 Ask a grown-up to help you cut around the dotted line.

3 Glue Turtleboy to cardboard for strength. Cut around the shape again.

4 Go to the next page! Time to help Turtleboy stand up.



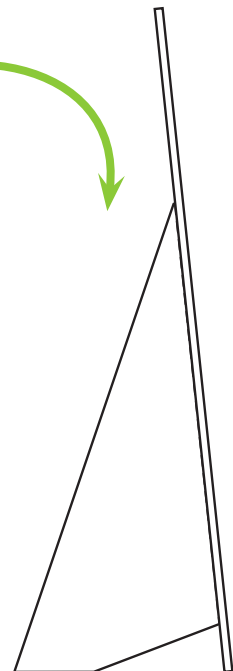
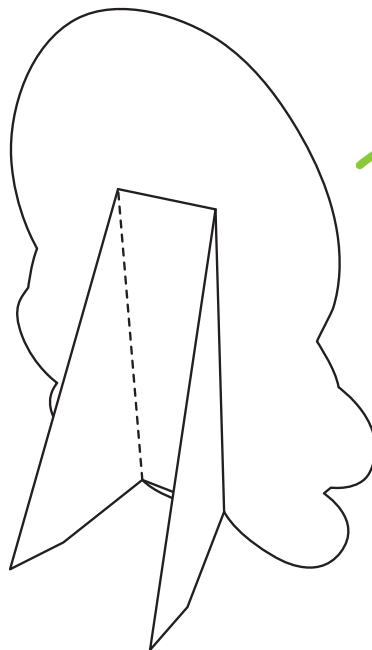

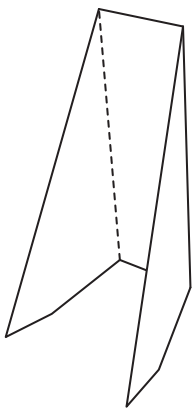
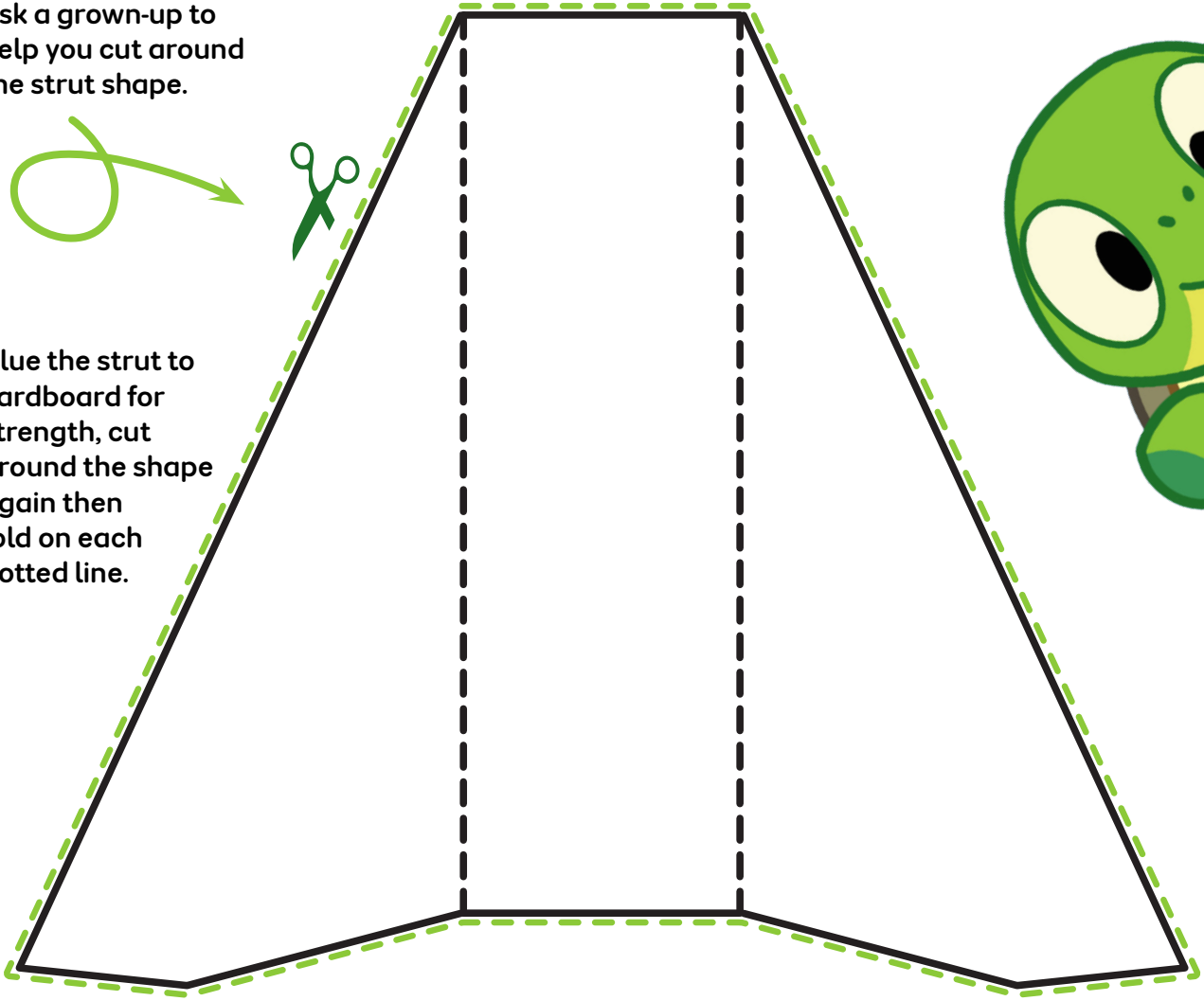
# TURTLEBOY

## Hide-and-Seek

- 5 Ask a grown-up to help you cut around the strut shape.



- 6 Glue the strut to cardboard for strength, cut around the shape again then fold on each dotted line.



- 7 Glue the strut to the back of your coloured in cut out Turtleboy like this. Now you can stand him up!