

Giggle Party

GIGGLE AND T


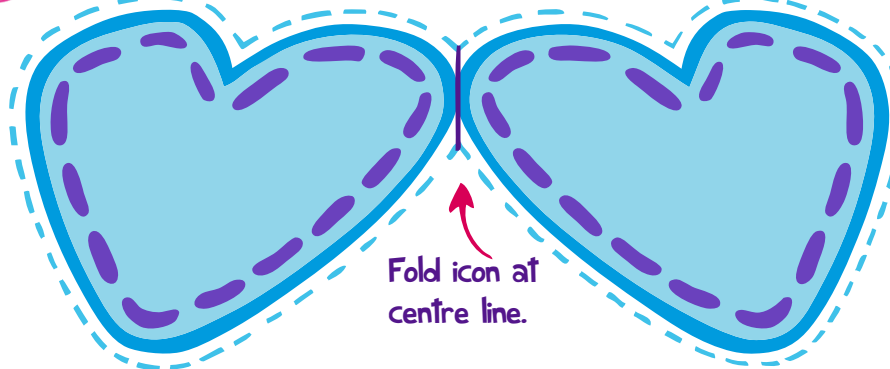
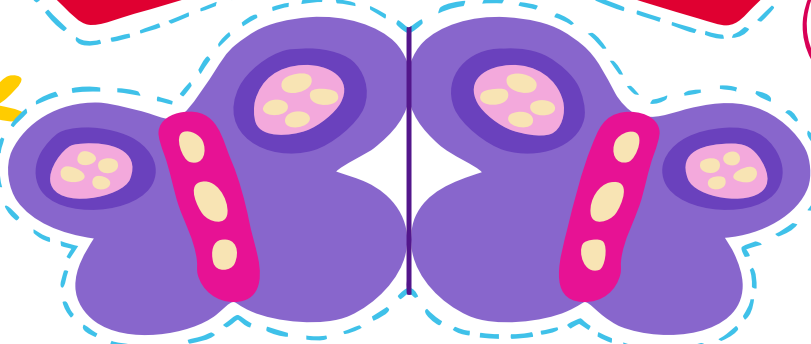




Giggle Party Time



www.abc.net.au/abckids


Balloon String Decorations





Ask a grown up to help glue or tape the icons onto the string attached to the balloon.

Ask a grown up to help you cut around the dotted lines.

Fold icon at centre line.



Cupcake Toppers




Ask a grown up to help you cut around each outside edge.

Ask a grown up to help use sticky tape or glue to stick 2 toppers to a stick.




Watch out that Hoot doesn't eat your cupcakes!




Party Hat

Edge A


Roll edge A to overlap edge B. This will make a cone shape. Attach with sticky tape or glue.



Ask a grown up to help attach a piece of twine or elastic using some tape. This will make a strap for the hat.



Ask a grown up to help you cut out along the dotted line.





www.abc.net.au/abckids





