




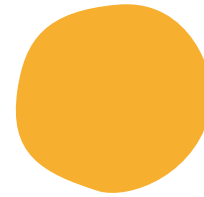
# Let's Create!






# My Place


Imagine, draw and tell your stories.



Help build your child's sense of being and belonging as you work together to personalise this book. Early childhood educators using this resource as part of planned learning experiences can link to The Early Years Learning Framework (EYLF) outcomes including 1.3, 2.1, 5.3 and 5.4.




Draw a picture of your place.



A large rectangular writing area with rounded corners, enclosed by a thick black border. Inside the border, there are ten horizontal lines for writing, starting from the top and ending at the bottom. The lines are evenly spaced and extend across most of the width of the page.




Describe what makes your place special.





Bedroom, kitchen or cosy spot on the lounge...  
Draw the place you like to spend time when you are at home.


A large rounded rectangular box containing ten horizontal lines for writing.



Describe your favourite spot to spend time at home.




What do you like to play with at your place?  
Draw a picture of your favourite toys or activities.




Handwriting practice lines consisting of ten horizontal lines within a rounded rectangular frame. The lines are evenly spaced and extend across most of the width of the frame.

Describe your favourite toys or activities.



Draw the special people and pets in your family.



Describe the special people and pets in your family.