


HOW TO DRAW A Pumpkinsaurus

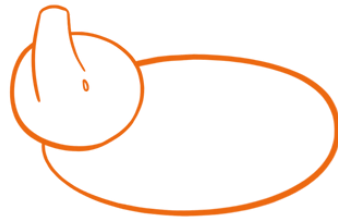
Just follow the simple steps below!

1.



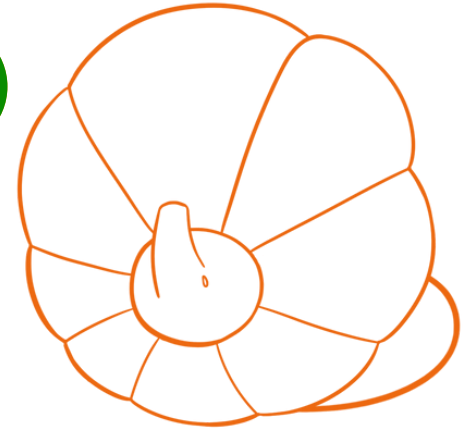
Draw a small and a big blob.

2.




Add a horn to the little circle.

3.



Add striking mane to the circle.

4.




Draw a smiling face!

5.



Draw four legs.

6.



Finish with a nice tail!