



MEMORY

GAME

YOU WILL NEED:


• Printed templates

• Scissors

HOW TO PLAY:

1. Cut out all of the Brave Bunny Cards (40 in total - 20 pairs).
2. Arrange all of the cards face down.
3. Take turns flipping two cards of your choice. If the two cards have the same picture then they are yours and you get another turn. If they don't match, flip them back over (but remember where they are). Now it's the next player's turn.
4. Continue taking turns until all of the cards have been matched. The person with the most pairs is the winner.






*Changing Difficulty: for an easier game, start the game with less pairs on the board i.e. only place down 8 pairs. Slowly increase the number of pairs in the game to increase the difficulty.





MEMORY





GAME





MEMORY

GAME





MEMORY

GAME

