



Teacher Resource

Young Archie 2023

Focus Questions

Discuss the BTN story as a class and record the main points of the discussion. Students will then respond to the following:

1. What famous art prize is the Young Archie competition based on?
2. What type of artworks are entered in the Young Archie competition?
 - a. Landscape
 - b. Portraiture
 - c. Still life
3. Describe the process Lexie uses to make her artwork.
4. Where does Lexie get inspiration for her artworks?
5. What did you like about the BTN story?

Activity: Class Discussion

After watching the BTN Young Archie 2023 story, hold a class discussion using the following discussion starters.

- What is a portrait?
- What is a self-portrait?
- Why do we create portraits?
- What makes a portrait interesting?
- What different techniques can be used to create portraits? Give examples.
- What words would you use to describe the Young Archie competition?
- How did the Young Archie competition come about?



What do portraits tell us about a person?

Working in pairs, brainstorm a list of famous portraits.

EPISODE 12

16th May 2023

KEY LEARNING

Students will respond to portraits in the Young Archie competition. They will explore different techniques used to create a portrait or self-portrait.

CURRICULUM

Visual Arts – Years 3 & 4

Explore ideas and artworks from different cultures and times, including artwork by Aboriginal and Torres Strait Islander artists, to use as inspiration for their own representations.

Use materials, techniques and processes to explore visual conventions when making artworks.

Visual Arts – Years 5 & 6

Explore ideas and practices used by artists, including practices of Aboriginal and Torres Strait Islander artists, to represent different views, beliefs and opinions.

Develop and apply techniques and processes when making their artworks.

Plan the display of artworks to enhance their meaning for an audience.

Activity: Glossary

Students will brainstorm a list of key words that relate to the BTN Young Archie 2023 story. Here are some words to get them started.

PORTRAIT	COMPOSITION	BACKGROUND
IDENTITY	EXPRESSION	TECHNIQUE

Activity: Young Archie Gallery

Students will select their favourite portrait from the [2023 Young Archie competition](#). Below are examples of six finalists. Students will analyse and reflect on the portrait and then respond to the questions below.


[Finalists](#) – Young Archie 2023, Art Gallery NSW



[Lexie – Self Portrait](#)




[Eva – Nai Nai's magic](#)




[Toby – My grandpa](#)



[Chelsea – Space Girl](#)



[Cacia – 169 Days](#)



[Grace – My grandpa Taki](#)

Questions to help guide students' response to an artwork:

- What is your first impression of the portrait? What is the first thing you notice?
- Who is the portrait of? What can you tell about their personality? What are they doing? What is the mood of the portrait?
- What does the facial expression tell us about the person?
- Do you notice any objects in the portrait? How do these objects represent the subject's identity or individuality?
- What would you ask the person in the portrait?
- What do you think the artist is trying to communicate about their subject?
- How does the portrait make you feel? What do you like about this portrait/self-portrait? Why did you choose it?

Activity: Create a portrait

Create a portrait.

Students will create a portrait of a person who is special to them, using the following as a guide.

- Choose someone who is known to you and plays a significant role in your life.
- Write 2-3 sentences explaining who the person is and why you chose them.
- What technique/s will you use to create your portrait? Think about colours to reflect mood or feelings.
- Organise a live sitting with your subject, where you and your subject are together, and you are working on their portrait. Complete your portrait using photographs of your subject as a reference. Give your portrait a title. Write an artist's statement about your portrait.



Portrait by Harriet (8)

Create a self-portrait.

Students will create a self-portrait which represents how they see themselves. Looking at a mirror, students will experiment with poses, costumes and props and produce a self-portrait. Initially students can do some quick, detailed sketches of different features and then use these sketches to help create a final self-portrait. Students will write an artist's statement to go with it.

Below are some guidelines for students as they create their self-portrait:

- Use colours that you feel reflect your mood or feelings.
- What style will you use to create your self-portrait? How will it help portray your identity?
- Where are you going to sit? Think about the background of your self-portrait. Is it real or imaginary?



Portrait by James (5)

Class Exhibition

Curate a class exhibition of your students' portraits and/or self-portraits and choose a title for the exhibition. Invite students from other classes at your school to attend your exhibition. Consider holding your exhibition at your local library or local council.

Activity: Choose a project

Students choose one of the following projects to work on and then present their work to a partner, small group or the class.

Australian Portrait Artist

Investigate the life and work of a famous Australian portrait artist. [The National Portrait Gallery](#) is a good place to start your research.

Archibald Prize

Find out more about the Archibald Prize. Investigate the 100+ year history of the Archibald Prize and present your findings in an interesting way.

Portraiture over time

How has portraiture changed over history? Compare the beginnings of portraiture to modern portraiture that you see now. Illustrate using a timeline.

Explore a Famous Portrait

Choose a well-known portrait or self-portrait. Record as much as you can about the artwork in 15 minutes. Create your own portrait inspired by the artist's style and technique.

Useful Websites

- [Young Archie – Past winners, finalists and honourable mentions](#) – Art Gallery NSW
- [Young Archie competition 2023](#) – Art Gallery NSW
- [Young Archie 2021](#) – BTN
- [Young Archie 2018](#) – BTN
- [Centenarian Art](#) – BTN