



Teacher Resource

Safer Internet Day

Focus Questions


Discuss the BTN story as a class and record the main points of the discussion. Students will then respond to the following:

1. In pairs, discuss the BTN story and record the main points of your discussion.
2. What is trolling?
3. According to the eSafety Commissioner, approximately what percentage of young people have seen or heard hateful comments about a cultural or religious group online?
 - a. 20%
 - b. 30%
 - c. 50%
4. What is a digital footprint?
5. What are some tips for staying safe online?

Activity: Note taking

Students will practise their note-taking skills while watching the BTN Safer Internet Day story. After watching the story, ask students to reflect on and organise the information into three categories. What information in the story was...?

- Positive
- Negative or
- Interesting



Activity: Class discussion

After watching the BTN story discuss with students what they think of when they hear the term “internet safety”. In small groups, ask students to brainstorm responses to the following questions:

- What is Safer Internet Day?
- Why is it important?
- What questions do you have about the story?



EPISODE 2

11th February 2025

KEY LEARNING

Students will identify online risks and learn strategies to protect themselves online.

CURRICULUM

Digital Technologies – Year 3/4

Plan, create and communicate ideas and information independently and with others, applying agreed ethical and social protocols

Digital Technologies – Year 5/6

Plan, create and communicate ideas and information, including collaboratively online, applying agreed ethical, social and technical protocols.

Digital Technologies – Year 7/8

Plan and manage projects that create and communicate ideas and information collaboratively online, taking safety and social contexts into account.

Activity: Glossary

Students will brainstorm a list of key words that relate to the BTN Safer Internet Day story. Here are some words to get them started.

TROLLING	DIGITAL FOOTPRINT	CYBER CRIME
ONLINE HATE	ECHO CHAMBER	PERSONAL DATA

Further investigation

Students will choose additional keywords and terms to add to their class glossary. Visit the eSafety Commissioner website for a [glossary of terms](#) related to online safety. For example, algorithm, age verification, catfishing, clickbait, cyberbullying, cyber abuse, doxing, hacker and phishing, scams. Students will find a definition and explain to their classmates what the keywords mean.

Activity: Jigsaw learning activity

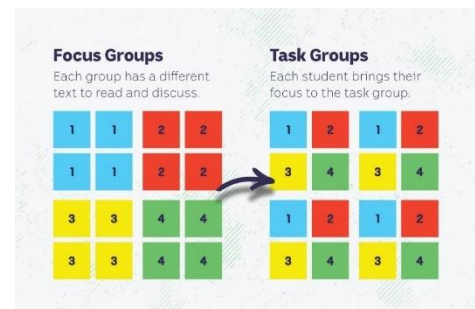
In this jigsaw learning activity students will work cooperatively to learn more about online risks and strategies to protect themselves online. Each group will become experts and then share what they have learnt with other students.

Form groups

Divide the class into 5 x Focus Groups. Each Focus Group will be assigned a different area of research related to online risks and become experts.

Areas of research:

1. Trolling
2. Online hate
3. Echo chamber
4. Digital footprint
5. Cyber crime



Each group will need to decide how they will collect and communicate the information they find during their research.

Research

Each Focus Group will work as a team to learn as much as they can about their topic. They will use the following as a guide for their research.

- What is the online risk? Give a definition.
- What are some examples of this type of online risk? What does it look like?
- How can you spot the risk and protect yourself against it?

- How can you get help if things go wrong? Name the actions you can take to get through the negative online experience.

Share

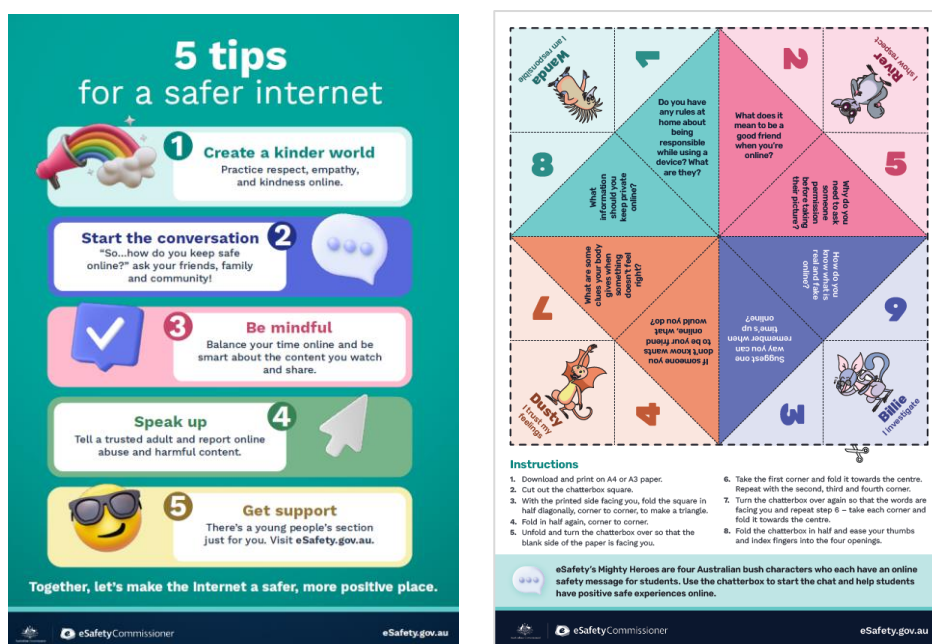
Mix the Focus Groups to form Task Groups (Task Groups include one student from each of the Focus Groups) to share the information they have collected. Students will share the information they have collected and learn from one another.

Reflect

After this activity, ask students to reflect on what they have learnt. Students can include details about how their thinking on this issue has changed.

Activity: Safer Internet Day Poster

What does your school do for Safer Internet Day? Put up this eSafety [poster for Safer Internet Day 2025](#) to help others in your school be more aware about online risks and how to stay safe online. Play this fun eSafety [chatbox game](#) with your classmates.



Safer Internet Day 2025 (Source – [eSafety Commissioner](#))

Useful Websites

- [Safer Internet Day 2022](#) – BTN
- [Safer Internet Day 2025](#) – eSafety Commissioner
- [Resources for educators](#) – eSafety Commissioner
- [Educational online safety videos](#) – eSafety Commissioner
- [Game On \(resource\)](#) – eSafety Commissioner