

Focus Questions

Peace Games

1. Discuss the BTN *Peace Games* story as a class and record the main points of discussion.
2. Who invented the World Peace Game?
3. How would you describe the World Peace Game?
4. What is the aim of the World Peace Game?
5. What type of roles are assigned to people playing the World Peace Game?
6. Complete the following sentence. At the beginning each country is given a _____.
7. Give an example of an issue that needs to be solved during the game.
8. What did the kids in the BTN story learn from playing the World Peace Game?
9. What world issues are most important to you? List your top 3.
10. What did you like about this story?

History of the UN

1. Where are the headquarters of the United Nations?
2. What anniversary did the United Nations recently celebrate?
3. When and why was the United Nations created?
4. What sorts of things does the United Nations Charter cover?
5. How many countries are part of the UN?
6. What does the UN Security Council do?
7. What happens at the General Assembly?
8. What is the name of the UN organisation that helps improve the lives of kids?
9. What do critics of the UN say about the organisation?
10. What questions do you have about the UN?

World Food Program

1. What did the BTN *World Food Program* story explain?
2. Which organisation started the World Food Program?
3. What year was the World Food Program started?
4. Complete the following sentence. The program has helped people through some of the world's worst wars, natural disasters and _____.
5. Which country is Gemma working in to help Rohingya refugees?
6. What other countries is the World Food Program helping? Name one.
7. What is the role of the World Wood Program?
8. How does the World Food Program deliver food in places where there is emergency or conflict?
9. Where does the World Food Program get its money from?
10. What do you understand more clearly since watching this story?

Teacher Resource

History of the UN

Focus Questions

1. Where are the headquarters of the United Nations?
2. What anniversary did the United Nations recently celebrate?
3. When and why was the United Nations created?
4. What sorts of things does the United Nations Charter cover?
5. How many countries are part of the UN?
6. What does the UN Security Council do?
7. What happens at the General Assembly?
8. What is the name of the UN organisation that helps improve the lives of kids?
9. What do critics of the UN say about the organisation?
10. What questions do you have about the UN?

Activity

Class Discussion

After watching the BTN *History of the UN* story, students will respond to the following questions:

- What did you SEE in this video?
- What do you THINK about what you saw in this video?
- What does this video make your WONDER?
- What did you LEARN from this story?
- What was SURPRISING about this story?

Activity

Class Discussion

As a class discuss the BTN *History of the UN* story, using the following questions as a guide. Record the main points of the discussion.

- When and why was the United Nations formed?
- What is the purpose of the United Nations?
- Think of 5 words which best describe the United Nations.
- Is it important to have the United Nations? Why or why not?



Key Learning

Students will learn more about the United Nations, why it was created and its role in the world today.

Curriculum

HASS – Years 5 and 6

Work in groups to generate responses to issues and challenges.

Locate and collect relevant information and data from primary sources and secondary sources.

Sequence information about people's lives, events, developments and phenomena using a variety of methods including timelines.

Present ideas, findings, viewpoints and conclusions in a range of texts and modes that incorporate source materials, digital and non-digital representations and discipline-specific terms and conventions.

HASS – Year 7

Collaborate to generate alternatives in response to an issue or challenge and compare the potential costs and benefits of each.

Apply a methodology to locate and collect relevant information and data from a range of primary sources and secondary sources.

Sequence information about events, developments, periods and phenomena using a variety of discipline-appropriate formats and conventions including chronological frameworks that use dating conventions.

Present ideas, findings, viewpoints, explanations and conclusions in a range of texts and modes that incorporate source materials, citations, graphic representations and discipline-specific terms, conventions and concepts.

Activity

KWLH

The KWLH organiser provides students with a framework to explore their knowledge of the United Nations and consider what they would like to know and learn.

<i>What do I <u>k</u>now?</i>	<i>What do I <u>w</u>ant to know?</i>	<i>What have I <u>l</u>earnt?</i>	<i><u>H</u>ow will I find out?</i>

Research questions for inquiry

Students will determine a focus for their inquiry and develop a key question to guide their inquiry (below are some examples). Students will collect and record information from a wide variety of sources.

- Why was the United Nations created? Explore the history of the United Nations highlighting your findings on a timeline. Find and collect images, photographs, illustrations and video as part of your research.
- What is the role of the United Nations? Research the 4 most important goals of the United Nations and present your findings to the class.
- How many countries are members of the United Nations? Find out how a country becomes a member of the United Nations. When did Australia become a member of the UN and what is its role?
- What are some things the United Nations is involved in today? Choose one project and research in more detail.
- What is the UN Security Council? How many countries are permanently on the UN Security Council and what can they do?


Activity

Youth addressing the UN

As a class watch one or more of the following videos to learn more about young people who have addressed the United Nations on a range of issues.



[BTN "Raise the Age"](#) Meet Dujan, an Arrernte/Garrwa boy who's passionate about the issue of raising the age of kids put in detention who, last year, took his argument to the United Nations. [Dujan addressing the UN Human Rights Council, YouTube](#)



[BTN Newsbreak - Greta's passionate UN speech](#) 16-year-old environmental campaigner Greta Thunberg delivers a powerful message to world leaders.

[Severn Cullis-Suzuki's speech at Rio Summit 1992. YouTube.](#)

Watch this animated BBC video called "[The child who tried to save the world...in 1992](#)". In 1992, when she was just 12, Severn Cullis-Suzuki warned the world about the environmental crisis. Here she tells her story.



After watching one or more of the videos students will respond to the following questions:

- What issue did they talk about in their address to the United Nations?
- Why do you think they wanted to address the United Nations?
- What impact did their speech have?
- How did the speech make you feel?
- What part of the speech (1-2 sentences) had the most impact on you? Why?
- Why is it important for young people to voice their concerns about global issues?

Further challenge – Be a diplomat

In this activity students will play the role of diplomats and prepare a speech about an issue they are passionate about. Students will then imagine they are delivering their speech to world leaders at a United Nations Summit (and deliver their speech to the class).

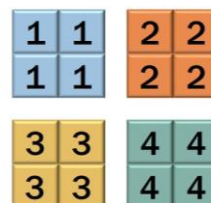
Activity

Jigsaw learning activity

In this activity students will work cooperatively to learn more about United Nations' International Days. Each group will become experts and then share what they have learnt with other students.

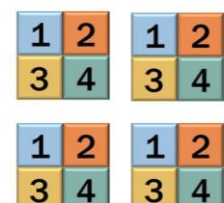
Round 1 – Focus Groups

Divide students into groups and give each group a different text to read and discuss.



Round 2 – Task Groups

Mix the groups so that students can bring their specific focus to a common task or problem.



Form groups

Divide the class into 6 x Focus Groups. Each Focus Group will be assigned a different United Nations International Day to investigate and become experts (for example World Oceans Day, World Food Safety Day, World Bee Day, World Malaria Day, World Health Day, International Day of Happiness, World Refugee Day plus many [more](#)). Each group will need to decide how they will collect and communicate the information they find during their research.

Research

Each Focus Group will respond to the following questions to become experts:

- When is the day observed?
- What is the day celebrating or observing?
- What is the aim of the day?
- What is the theme of the day for 2020?
- What are some achievements that have been made in this area?
- What are some issues of concern?
- What does the day mean to you?

- Think of an interesting way to create awareness about the day in your school community.

Share

Mix the Focus Groups to form Task Groups (Tasks Groups include one student from each of the Focus Groups) to share the information they have collected. Students will share the information they have collected and learn from one another.

Reflect

Students will reflect on the activity by responding to one or more of the following questions:

- What did you enjoy about this investigation?
- What did you find surprising?

Activity

Choose a project

Individually or in small groups, students will choose one of the following projects to work on and then present their findings to the class.

FAQ or Crossword

Compile your own FAQ (Frequently Asked Questions) or quick crossword about the United Nations. Test your classmate's knowledge!

UNICEF drawing challenge

Do you love drawing? Do you want to change the world? Pick a cause that matters to you and create an original illustration that shows the world you want to build. Be a part of [UNICEF's drawing challenge](#) here!

World Children's Day

Design a poster to celebrate World Children's Day (20th of November 2020). Write a letter to members of the UN expressing your hopes and dreams for young Australians now and into the future.

Public speaking

Choose a current event that is important to you. Write a speech about the topic and deliver it to your class. Your aim is to raise awareness about the issue and practice your public speaking skills.

Activity

BTN Stories

Watch the [BTN Peace Games story](#) to learn more about a board game developed to prove that kids can make great diplomats.

1. Discuss the BTN *Peace Games* story as a class and record the main points of discussion.
2. Who invented the World Peace Game?
3. How would you describe the World Peace Game?
4. What is the aim of the World Peace Game?
5. What type of roles are assigned to people playing the World Peace Game?
6. Complete the following sentence. At the beginning each country is given a _____.
7. Give an example of an issue that needs to be solved during the game.
8. What did the kids in the BTN story learn from playing the World Peace Game?
9. What world issues are most important to you? List your top 3.
10. What did you like about this story?



Useful Websites

History of the United Nations – UN

<https://www.un.org/en/sections/history/history-united-nations/index.html>

Peace Games – BTN

<https://www.abc.net.au/btn/classroom/peace-games/11506050>

What is the United Nations? – CNNC Newsround

<https://www.bbc.co.uk/newsround/41159389>

Voices of Youth – Unicef

<https://www.voicesofyouth.org/>

UN Matters teaching pack – UNA-UK

<https://www.una.org.uk/get-involved/learn-and-teach/un-matters-teaching-pack>