

Fun & Games



*I wonder what's in the toy box today?
Something to build or a game to play?
A puppet, a train, a flying jet plane,
A car to go "vroom", a dustpan and broom,
A hat for a cook, a tractor, a book,
A wily fox, some stripy socks...?
Time to find out what's inside the box!*

Young children love to play and have fun as they explore the world around them. Playing games is a great way to learn new skills, build physical strength and coordination, practice new words and phrases and solve problems creatively. Playing games with others also helps young children practice waiting, sharing and taking turns.

In this series there are lots of games to play and toys to make! Each day we sing the song, "Wonder What's in the Toy Box?" and open the toy box to find something hidden inside. Come and join us at Play School as we have fun and play games together!

Monday



PRESENTERS

Luke Carroll – Teo Gebert

PIANIST

Peter Dasent

TOLD STORY

The Teddy Bear's Picnic

(A story told by the Play School team)

FILM

Child Playing with Baby

(Play School, ABC)

IDEAS FOR LATER

- Play a hiding game with your toys.
- Make a photo book for a baby with photos of the baby's favourite things.
- Make your own toy box by decorating a cardboard box to make it special.
- Play a game of "Washing Basket Ball" using a washing basket and balls of different sizes (soft and light if playing inside).
- Have a sack race using old hessian sacks. Place a piece of rope on the ground for a finish line.

SONGS

Is Someone Hiding?

Composer: Traditional

Publisher: Origin/ABC Music Publishing

You Can Stamp Your Feet

Composers: P. Whitfield & J. Reade

Publisher: Essex Music

Wonder What's in the Toy Box?

Composer: Kylie Montague

This Is the Way

Composer: Traditional

Publisher: Origin/ABC Music Publishing

Teddy Bears' Picnic

Composers: J. Bratton & J. Kennedy

Publisher: EMI

Teddy Bear, Teddy Bear

Composer: Traditional



Publisher: Origin/ABC Music P

Round and Round and Round We Go

Composer: Colin Buchanan

Publisher: Rondor

MAKE AND DO



How to Make a Baby Mobile

You will need:

- 2 plastic children's coat hangers
- Pipe cleaners
- Several lengths of ribbon, each approximately 50cm long
- Tape
- Clothes pegs
- Objects to hang from the mobile. We used a bow, a soft fluffy ball, a baby sock and a cardboard cut-out of a duck.

Tie two coat hangers together in a cross formation using pipe cleaners.

Tape either end of one length of ribbon to the handles of a peg, as pictured above. You will create a loop with a peg you can use to clip onto things. Make several peg loops.

Loop the ribbons onto the coat hangers and use the pegs to attach small objects that you think a baby might like to look at.

Tuesday



PRESENTERS

Emma Palmer – Jonny Pasvolsky

PIANIST

Peter Dasent

TOLD STORY

Nancy Nance Who Wanted to Dance

(A story told by the Play School team)

FILM

Playing Bocce

(Play School, ABC)

IDEAS FOR LATER

- Make a stage for some dancing puppets to perform on (instructions on how to make dancing puppets below).
- Play a game of bocce outside.

SONGS

Let Me See You Do the Monkey

Composer: Genevieve Jereb

Publisher: Gellybean Records

Oomba Barumba

Composer: Peter Charlton

Publisher: ABC Music Publishing

Wonder What's in the Toy Box?

Composer: Kylie Montague

Hey There, What Do You Wear?

Composer: Helen Martin

Dance with a Dolly

Composers: Terry Shand, Jimmy Eaton & Mickey

Leader

Publisher: J. Albert & Son

Everybody Do This

Composer: Traditional

Publisher: Origin/ABC Music Publishing

Stomp, Stomp

Composer: Tiny Grimes

Publisher: Universal Music Publishing



MAKE AND DO



How to Make Dancing Puppets

You will need:

- Two scarves or two pieces of material (we used a small piece of material for our dancing dolly and a long piece of material for our snake puppet)
- Two wooden spoons
- Hair scrunchies
- Sticker dots
- A ball of wool
- Tape
- Ribbons
- A tennis ball

Dancing Dolly

Wrap a small scarf or piece of material around the handle of a wooden spoon. Secure around the middle with a hair scrunchie. This is your dancing dolly's dress!

Use sticker dots to create a face for your dancing dolly.

Tape a ball of wool to the top of the wooden spoon for hair.

Snake Puppet

Fold a long scarf or piece of material in half.

Put a ball into the fold to make the head of your snake puppet. Scrunch the material around the ball and secure with a piece of ribbon to keep the ball in place.

To make a long snake body, tie a hair scrunchie in the middle of the remaining length of scarf or material. Tie a piece of ribbon at the end.

Tie the ribbons at either end of your snake puppet to a wooden spoon.

Wednesday



PRESENTERS

Emma Palmer – Jonny Pasvolsky

PIANIST

Peter Dasent

STORY

Goodnight Harry

Written and illustrated by Kim Lewis, Walker Books Australia

FILM

Tinytozeum Exhibition at the Powerhouse Museum

(Play School, ABC)

IDEAS FOR LATER

- Walk to the station and watch the trains coming and going.
- Make some tiny toys for your bigger toys to play with.

SONGS

Rain

Composer: Jay Laga'aia

Publisher: ABC Music Publishing

Drip Drop

Composers: Robyn Mapleson & Peter Mapleson

Publisher: ABC Music Publishing

Clickety Clack

Composer: Jay Laga'aia

Publisher: ABC Music Publishing

Wonder What's in the Toy Box?

Composer: Kylie Montague

Leo the Lion

Composers: Harry Snyder & Herman Renner

Publisher: Prentice-Hall Inc.

The Elephant Wobbles


Composer: Peter Charlton

Publisher: ABC Music Publishing


Five in the Bed

Composer: Traditional

Publisher: Origin/ABC Music Publishing



MAKE AND DO



How to Make a Tiny Train

You will need:

- 3 or 4 small cardboard boxes
- A cotton reel
- Play dough
- Buttons
- Safety scissors
- Tape
- Wool or string
- Things to decorate your train with, such as pipe cleaners, glitter or paint

Stick two small boxes together to create an "L" shaped engine. Alternatively, ask an adult to use scissors and tape to reshape a slightly larger box.

Stick a button to the top of the cotton reel using play dough to create a smoke stack for your train. Use the play dough to stick the smoke stack to your engine.

Use play dough to stick on four button wheels.

To make engines, ask an adult to cut square holes in the centre of two or three small cardboard boxes. Stick some button wheels to each carriage using play dough. Attach the carriages to your engine using short lengths of wool or string and tape.

Decorate your tiny train with pipe cleaners, glitter or paint.

Make some play dough passengers and take your train for a ride, picking up passengers along the way.

Thursday



PRESENTERS

Emma Palmer – Luke Carroll

PIANIST

Peter Dasent

STORY

In the Deep Red Desert

Author: Angie Lionetto-Civa

Illustrator: Christina Booth

Publisher: Windy Hollow Books

FILM

Australian Native Animals

(Play School, ABC)

IDEAS FOR LATER

- Use a timer to play a dress-up game or race a timer when you are getting dressed.
- Look in the mirror and make some funny faces. Ask a family member to take some photos of your funny faces, or draw the funny faces on a piece of paper.

SONGS

How Are You Feeling?

Composers: Peter Dasent & Sophie Emtage

Publisher: Origin/Control

Shake My Sillies Out

Composers: Raffi Cavoukian, Bert Simpson & Bonnie Simpson

Publisher: Homeland Publishing (SOCAN)

Wonder What's in the Toy Box?

Composer: Kylie Montague

Who Can?

Composer: Bob Randall

Publisher: Daki Budtcha

Walking in the Bush

Composer: Tony Strutton

Publisher: ABC Music Publishing



MAKE AND DO



How to Make Shakers

Make shakers using sand and bits and pieces from your garden. Have fun shaking them about and singing "Shake My Sillies Out"!

You will need:

- A plastic drink bottle with a lid for a sand shaker
- A plastic jar with a lid for a bits and pieces shaker
- Funnel
- Dry sand for sand shaker
- Bits and pieces collected from the garden, such as pebbles, sticks and seed pods for a bits and pieces shaker
- Masking tape

Sand Shaker

Place the funnel in the plastic bottle. Pour in some dry sand until the bottle is about a third of the way full.

Fasten the lid on the bottle tightly.

Wrap masking tape around the bottle lid to make sure no sand escapes.

Bits and Pieces Shaker

Fill a plastic jar with bits and pieces collected from the garden.

Fasten lid tightly.



How to Make an Hour Glass

You will need:

- Two plastic bottles of the same size with lids
- Dry sand
- A funnel
- Masking tape

Place the funnel in the plastic bottle. Pour in some dry sand until the bottle is about a third of the way full. If you made the sand shaker in the previous activity, remove the lid and use this instead.

Hold the empty plastic bottle over the sand-filled plastic bottle, joining the two bottle necks. Use masking tape to secure.

Turn your hour glass upside down and watch the sand run from one bottle to the other.

Use your hour glass as a timer for a game, such as a dress up game!

Friday



PRESENTERS

Emma Palmer – Teo Gebert

PIANIST

Peter Dasent

STORY

Noni the Pony

Alison Lester, Allen & Unwin

FILM

Parachute Game

(Play School, ABC)

IDEAS FOR LATER

- Find a book about butterflies at the library! Have fun drawing and colouring your own butterflies at home.
- Use an old blanket as a pretend parachute and play your own parachute game, like the one shown in today's episode. Or spread the blanket over some furniture to make a cubby inside the house.

SONGS

Flutter, Flutter Butterfly

Composer: Lesley Lees

Publisher: Ward Lock Educational

Like a Leaf or Feather

Composer: Mary Champion De Crespigny

Publisher: EMI Music

We're Going Up

Composer: Ron Gamack

Publisher: ABC Music Publishing

Wonder What's in the Toy Box?

Composer: Kylie Montague

Let's Go Walking

Composers: Satis Coleman & Alice Thorn

Publisher: The Willis Music Co. (c/o Campbell Connelly)

Giddiup Horsey

Composers: L. Scott & L. Wood

Publisher: Harrup Publishing

MAKE AND DO



How to Make Paper butterflies

You will need:

- Tissue paper

Tear a piece of tissue paper in half.

Pinch the piece of tissue paper in the middle and twist to create a butterfly.

Make some more tissue paper butterflies to play games with! Some ideas are:

- Hold a butterfly up high and let it go! Watch as it flies to the ground.
- Blow a butterfly into the air and watch it fly.
- See how many butterflies a friend or family member can catch! Put lots of paper butterflies on a large piece of cardboard and blow them all into the air at once. How many can your friend or family member catch? Swap. Who caught the most butterflies?