



Teacher Resource

Pompeii Discoveries

Focus Questions

Discuss the BTN story as a class and record the main points of the discussion. Students will then respond to the following:

1. What did the Pompeii Discoveries story explain?
2. Where is Pompeii? Locate on a map.
3. Which volcano erupted in 79 AD near the city of Pompeii?
4. Which Roman author gave a first hand account of the eruption of Mt Vesuvius?
5. Pompeii was buried in ash which _____ the city for centuries.
6. What have archaeologists discovered at Pompeii?
7. Describe the chariot that was discovered recently.
8. Why are illegal dig sites at Pompeii a problem?
9. Why do you think Pompeii is considered an important archaeological site?
10. Name three facts you learnt about Pompeii.

Activity: Class Discussion

Before watching the BTN Pompeii Discoveries story hold a class discussion, using the following discussion starters. Brainstorm ideas in small groups and then students will report their group's responses to the class.

- Where is Pompeii? Locate on a map.
- What happened to the ancient Roman city of Pompeii in 79 AD?
- Why is Pompeii considered an important archaeological site in the Roman world?
- Why is it important to conserve Pompeii?
- What can recent discoveries of artefacts tell us about Pompeii and Roman society?

After watching the BTN story, students will respond to the following questions:

- What did you SEE in this video?
- What do you THINK about what you saw in this video?
- What did you LEARN from this story?
- What was SURPRISING about this story?

EPISODE 6

9th March 2021

KEY LEARNING

Students will develop their historical knowledge and understanding of Pompeii and ancient Roman society.

CURRICULUM

History – Year 7

How historians and archaeologists investigate history, including excavation and archival research.

The importance of conserving the remains of the ancient past, including the heritage of Aboriginal and Torres Strait Islander Peoples.



Activity: Glossary

Students will brainstorm a list of key words that relate to the BTN Pompeii Discoveries story. Here are some words to get them started.

CHARIOT	ARTEFACT	ANCIENT
MT VESUVIUS	PRESERVED	ARCHAEOLOGIST

Activity: Pompeii Research

After watching and discussing the BTN Pompeii Discoveries story, what questions do students have and what are the gaps in their knowledge? The following KWLH organiser provides students with a framework to explore their knowledge on this topic and consider what they would like to know and learn.

<i>What do I <u>know</u>?</i>	<i>What do I <u>want to know</u>?</i>	<i>What have I <u>learnt</u>?</i>	<i>How will I <u>find out</u>?</i>

Students will develop their own question/s to research or select one of the questions below.

- How has Pompeii helped us learn about life in ancient Rome and why is Pompeii important to us now?
- What was Pompeii like before Mount Vesuvius erupted in 79 AD? How do we know? What does the preservation of Pompeii tell us about the way of life at that time?
- Pliny the Younger was a witness to the eruption of Mt Vesuvius in 79 AD. [Read his account](#) in the letters he wrote to the historian Tacitus. What information did he give about the famous eruption? How reliable is Pliny the Younger as a witness? Give reasons for your answer.
- Investigate the rediscovery of the cities of Pompeii and Herculaneum. Why were the cities important to our understanding of ancient Roman society?

Activity: A Day in Pompeii

Students watch the animation that shows a [recreation of Mount Vesuvius erupting](#).

- What does the animation tell you about the day Mt Vesuvius erupted on 24 August 79 AD?
- Is the account a primary or secondary source?
- What questions do you have after watching the animation?
- If you could talk to an eyewitness, what would you ask them?



Activity: Roman House

The House of the Vine was a typical Roman house. Take a [tour of the house](#) and describe what you can see.

- What are your first impressions of a typical Roman house?
- What objects did you notice in the house?
- What do you think it would have been like to live in a Roman house?
- How does the house compare to yours?
- What was surprising about the house?



Activity: Amazing Artefacts

Students will look at the ancient objects that have been discovered at Pompeii and respond to the following questions:

- What is the object? Write a brief description.
- Who do you think the object belonged to? Why do you think that?
- What does the object tell us about Pompeian society?



Ceremonial chariot



Fast food outlet



Gold bracelet



Carbonised bread




Gladiator helmet

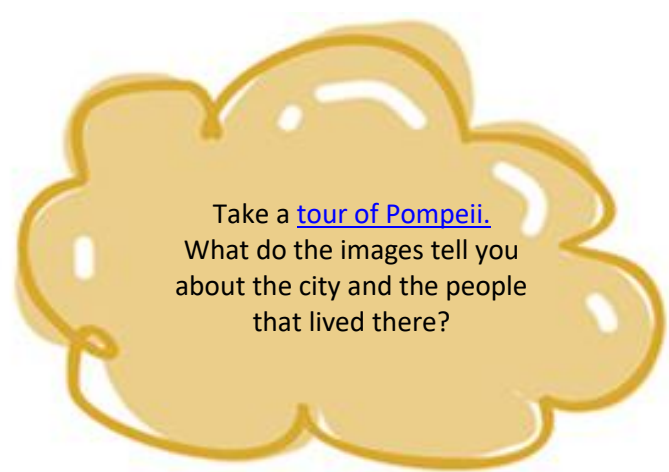


Silver goblet


Activity: Investigate Pompeii



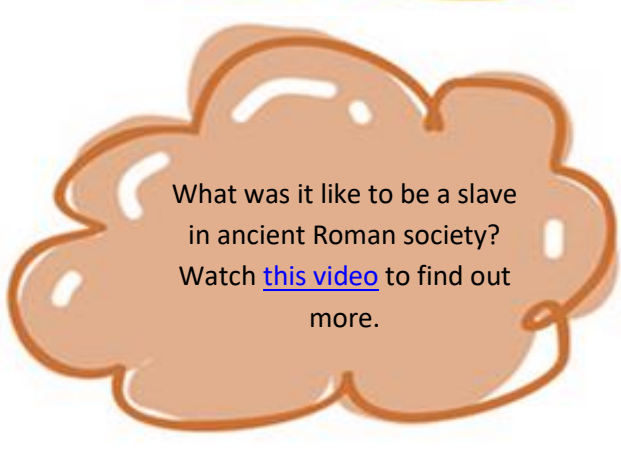
What role did the public bath play in Pompeian society?
What can this tell us about Roman society?



Take a [tour of Pompeii](#).
What do the images tell you about the city and the people that lived there?



Pompeii is a UNESCO World Heritage site. Investigate what makes Pompeii special. Why is the site significant, are there any threats to the site and how is it being protected?



What was it like to be a slave in ancient Roman society?
Watch [this video](#) to find out more.

Useful Websites

- [Pompeii archaeologists find intact ceremonial chariot at site of illegal dig](#) – ABC News
- [Pompeii culinary tastes revealed by archaeologist after Italian excavation uncovers 2,000-year-old food shop](#) – ABC News