

# LET'S MAKE FRIZZY'S PAPER HAT!

ALL YOU NEED IS A PIECE OF PAPER AND YOUR FAVOURITE STICKERS!

1

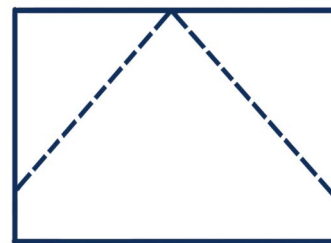


2



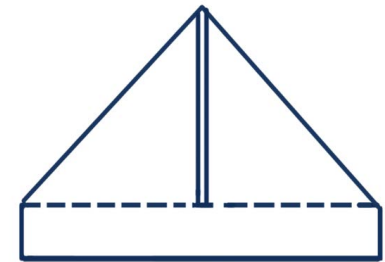
FOLD THE PAPER IN HALF

3



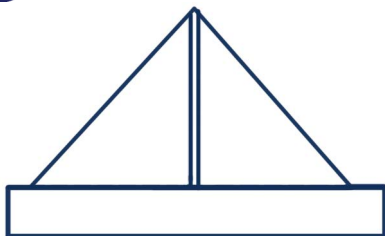
FOLD DOWN CORNERS

4



FOLD THE BOTTOM UPWARDS  
ON BOTH SIDES

5



OPEN THE BOTTOM OF THE HAT  
AND IT'S READY TO WEAR!

6



DECORATE WITH YOUR  
FAVOURITE STICKERS!

